

## SEMI-CUTOFF WALL PACK LIGHT



### PRODUCT FEATURES:

- ❖ LUMILEDS LED, high luminous efficiency and long working life.
- ❖ High efficiency LED Driver, the wide range input voltage AC120-277V ;
- ❖ Cast alloy design, better cooling, light quality, LED Tj < 85°C.
- ❖ Optical design, greatly improved the light utilization and evenness

### ❖ PHOTOCELL CONTROL (OPTIONAL)

MODEL #	
PROJECT:	
NOTES:	
DATE:	
PREPARED BY:	

### Additional Information:

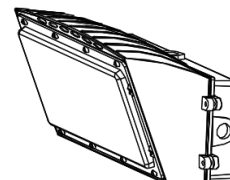
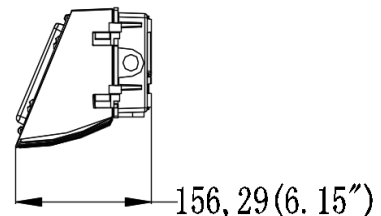
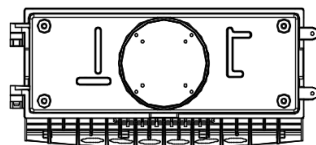
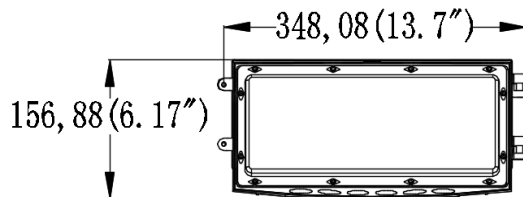
- Power: 120W
- Input: AC 120-277V
- CCT : 5000K
- Output: 15800 LM
- Light Source: LUMILEDS
- Driver: SOSEN

### Structure Features:

- Shell Material: Alloy & PC
- Color: Dark Bronze
- Weight: 8 lbs.

### PRODUCT APPLICATIONS:

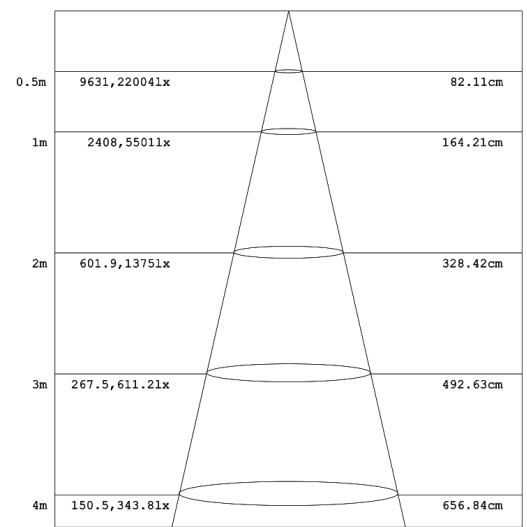
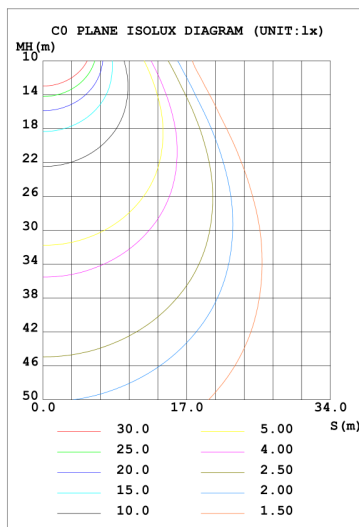
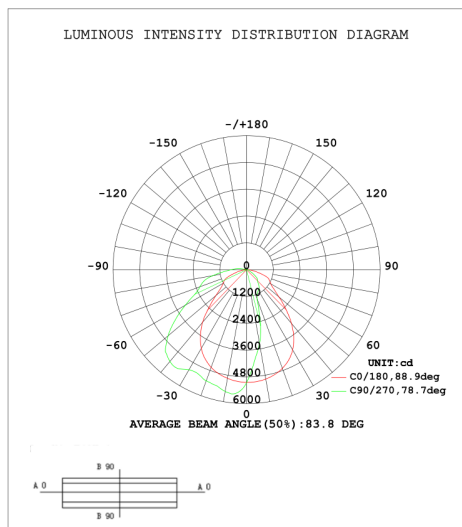
The 1000LED LED WALL PACK Lighting Series can be widely used in Pedestrian Walkways, Parking Garages, Public Areas, Schools, Hospitals, Hotels and Outdoor Walkways



### TECHNICAL PARAMETERS:

Type	1L-HWP12W27-XXK		
Power	120W	Lighting Angle	60*90°
Input Voltage	AC120-277V	LED Brightness Decay	<5%/6000 hrs
PF	>0.95	Working Life	>50000 hrs
Driver Efficiency	>90%	Working Temperature	-30 - +45℃
Luminous Flux	15800 Lm	Storage Temperature	-40 -+80℃
Color Temperature	4000K/5000K	Protection Level	Wet Location/IP65
CRI	Ra>80	Cable	Input Connect, No Cable

### PHOTOMETRY:





## SEMI-CUTOFF WALL PACK LIGHT

# 120W

### ORDERING INFORMATION:

**EXAMPLE: 1L-HWP12W 27-XXK**

1L	HWP	12W	27	50K	P
Company	Product	Power	Voltage	ColorTemp	Control
1000LED	HWP Semi Cut-off Wall Pack	45W (45W) 07W (70W) 10W (100W) 12W (120W)	27 AC120-277V 48 AC200-480V	40K (4000K) 50K (5000K)	P 100-277V PHOTOCELL

### PRODUCT CERTIFICATIONS:



1000LED INC.

Email: [info@1000LED.com](mailto:info@1000LED.com)

Website: [www.1000LED.com](http://www.1000LED.com)

Toll-free: (877) 340-1700